



ಬೃಹತ್ ಬೆಂಗಳೂರು ಮಹಾನಗರ ಪಾಲಿಕೆ
Bruhat Bengaluru Mahanagara Palike



BBMP COVID-19 WAR ROOM 07.04.2023

BBMP / COVID-19 WAR ROOM / BULLETIN – 1110/ 07.04.2023 / #BBMPfightsCOVID19



OVERVIEW OF COVID-19 IN BENGALURU

CASE TRENDS ACTIVE CASES **979**

<u>Confirmed Cases</u>	<u>Recovered Cases</u>	<u>Death Cases</u>
144 18,81,196 [#]	73 18,63,221 [#]	0 16,996 [#]

HOSPITALIZATION **67**

<u>ICU – V</u>	<u>ICU</u>	<u>HDU</u>	<u>General</u>
-	11	5	51

INCLUDES GOVT. QUOTA AND PRIVATE WALK-IN HOSPITALIZATION

VACCINATION **490** 2,06,99,255[#]

<u>First Dose</u>	<u>Second Dose</u>	<u>Precaution Dose</u>
12 96,89,609 [#]	18 95,11,405 [#]	460 14,98,241 [#]

TRIAGING

MTU

5

ACTIVE CZs

0

MCZs (< 5 cases)

0

Clusters (> 5 cases)

0

TESTING **3,659** 3,22,40,801[#]

<u>Positivity :5.49%</u>	<u>RAT</u>	<u>RTPCR</u>
<small>*FOR LAST 7 DAYS</small>	1,537	2,122

Tele Triage

136

: indicates cumulative numbers till date



ABSTRACT OF COVID-19 SCENARIO IN BENGALURU



	MALE			FEMALE			TRANSGENDER			TOTAL		
	Last 24 Hours	Last 7 Days	Cumulative	Last 24 Hours	Last 7 Days	Cumulative	Last 24 Hours	Last 7 Days	Cumulative	Last 24 Hours	Last 7 Days	Cumulative
Positive Cases	81	597	11,09,086	63	483	7,71,914	0	0	196	144	1,080	18,81,196
Recovered Cases	42	360	10,96,215	31	292	7,65,876	0	0	187	73	652	18,63,221
Death Cases	0	0	10,765	0	0	6,227	0	0	4	0	0	16,996
Total Tests Done	In Last 24 hrs. : 3,659			In last 7 days : 19,689			Cumulative : 3,22,40,801					
Vaccine Doses Administered	In Last 24 hrs. : 490			In last 7 days : 967			Cumulative : 2,06,99,255					
ACTIVE CASES									979			

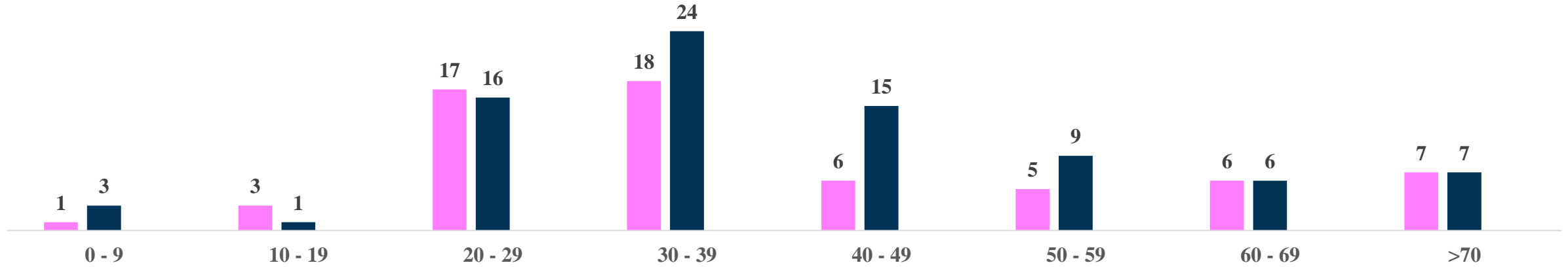
*Covid deaths occurred today : 00 | Covid deaths occurred beyond last 24hrs., reported today : 00



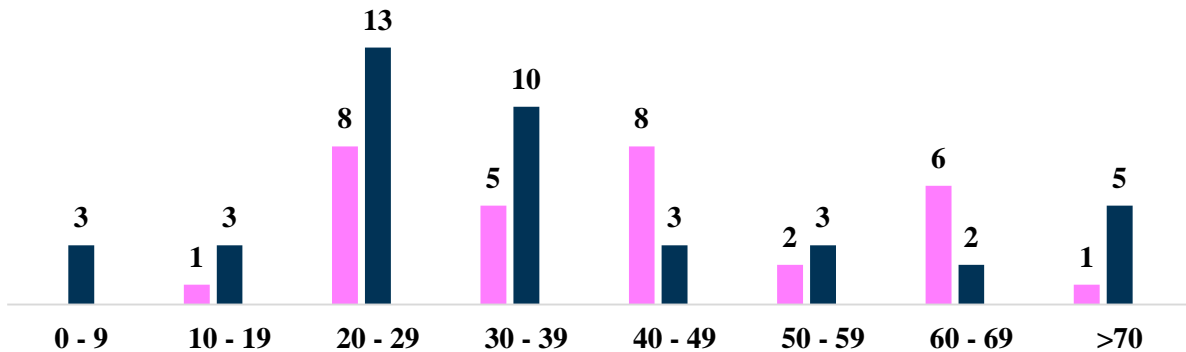
LAST 24 HOURS AGE GROUP AND GENDER WISE DISTRIBUTION



Positive Cases : 144



Recovered Cases : 73



Death Cases : 0

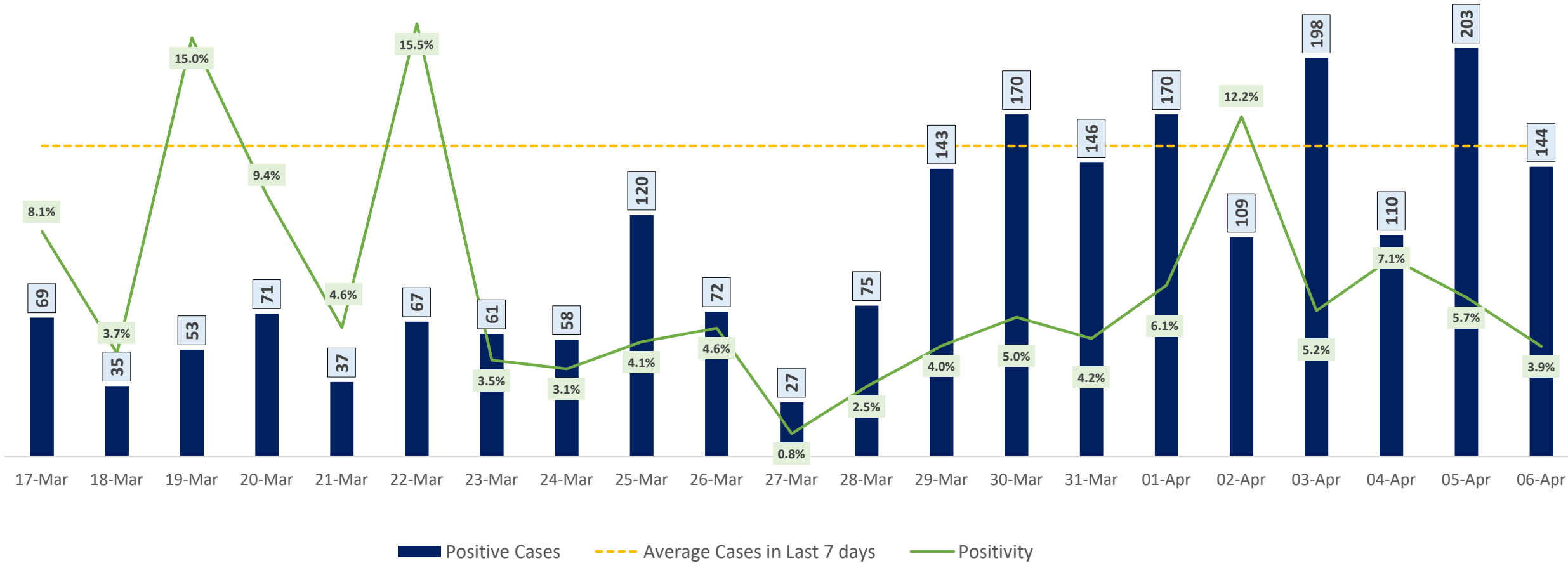
0 to 9 10 to 19 20 to 29 30 to 39 40 to 49 50 to 59 60 to 69 >=70



POSITIVITY RATE OF BENGALURU – LAST 21 DAYS



Average Cases in Last 7 days : 154

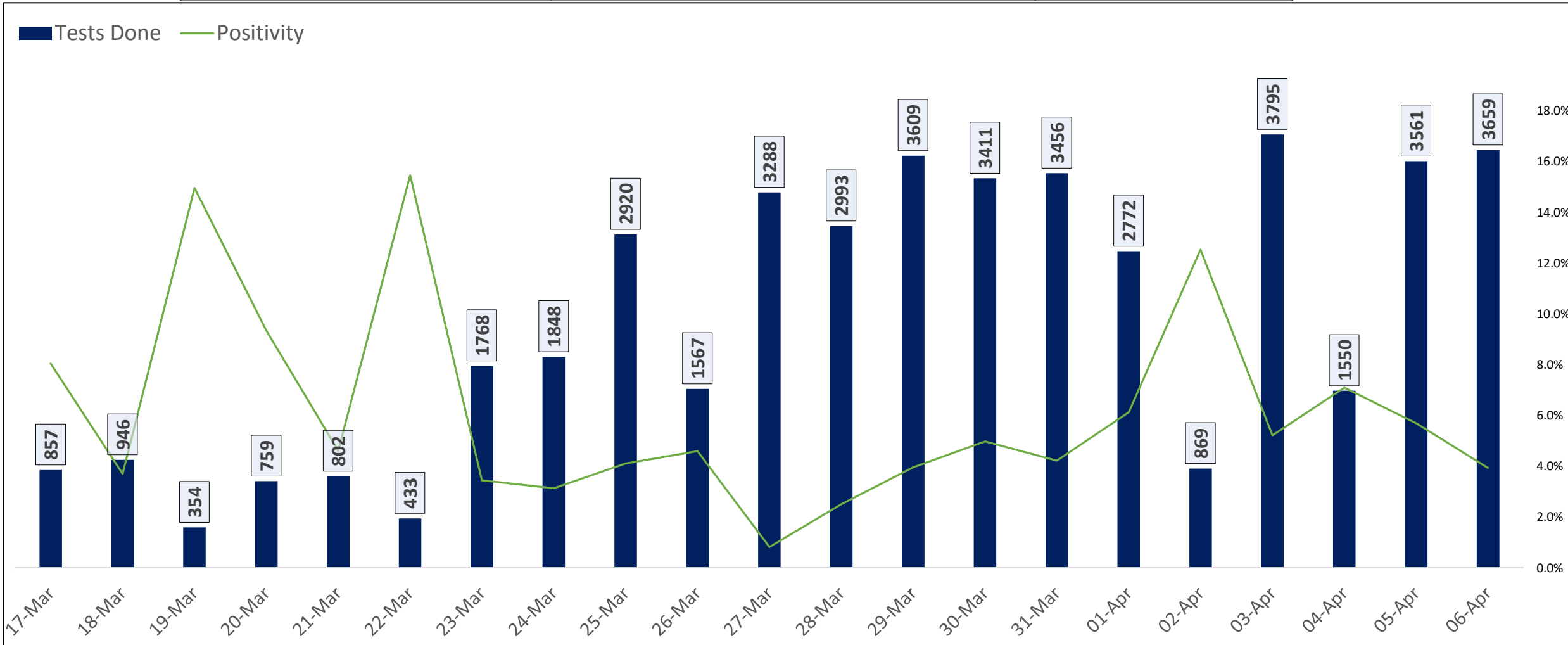




TESTING TRENDS IN BENGALURU

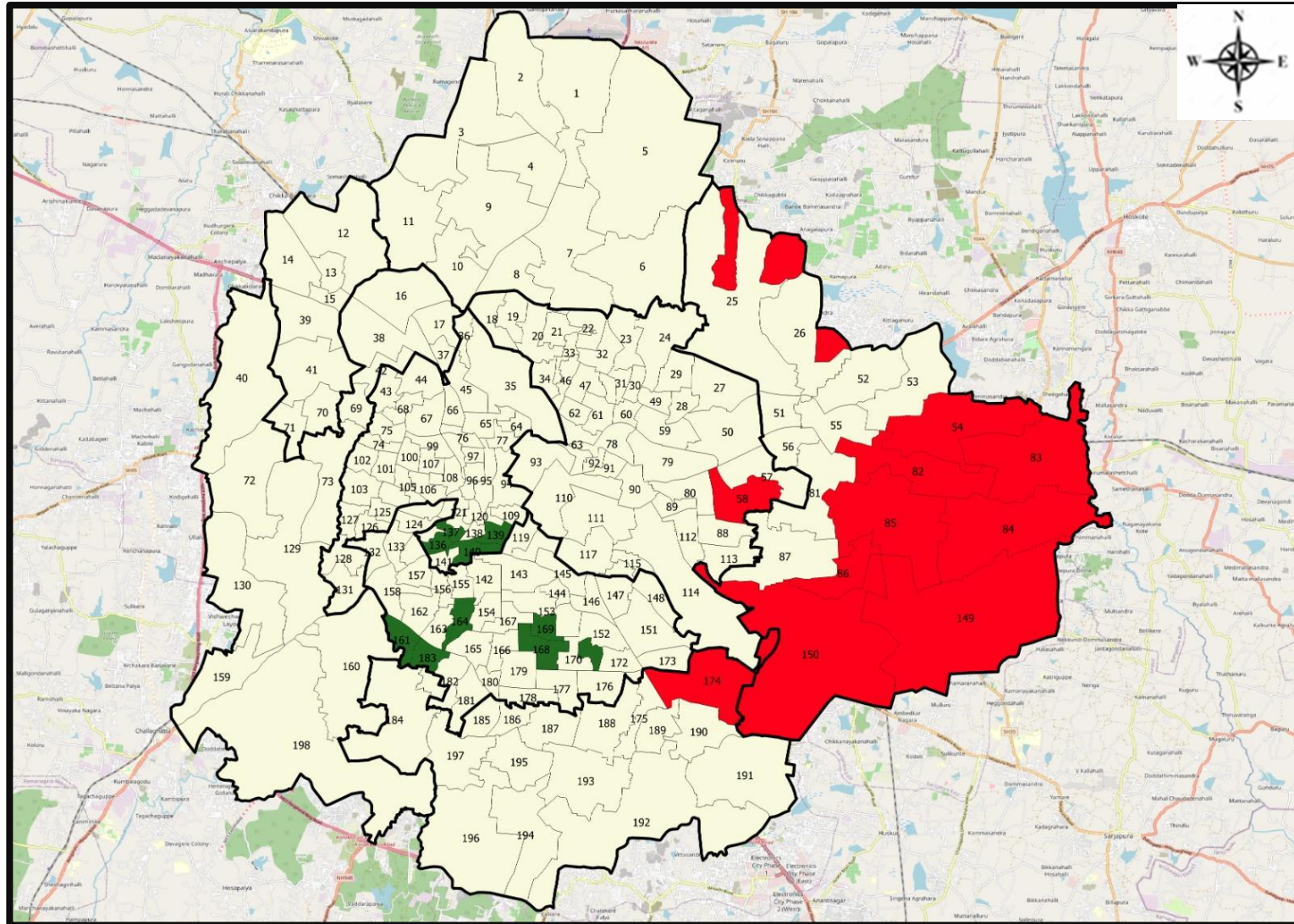


Total Test Conducted Till Date	Test Conducted Last 24 hours	Last 7 Days Average
3,22,40,801	3,659	2,813





BENGALURU URBAN MAP SHOWING TREND OF POSITIVE CASES IN LAST 7 DAYS



Top 10 wards reporting highest number of positive cases in last 10 days

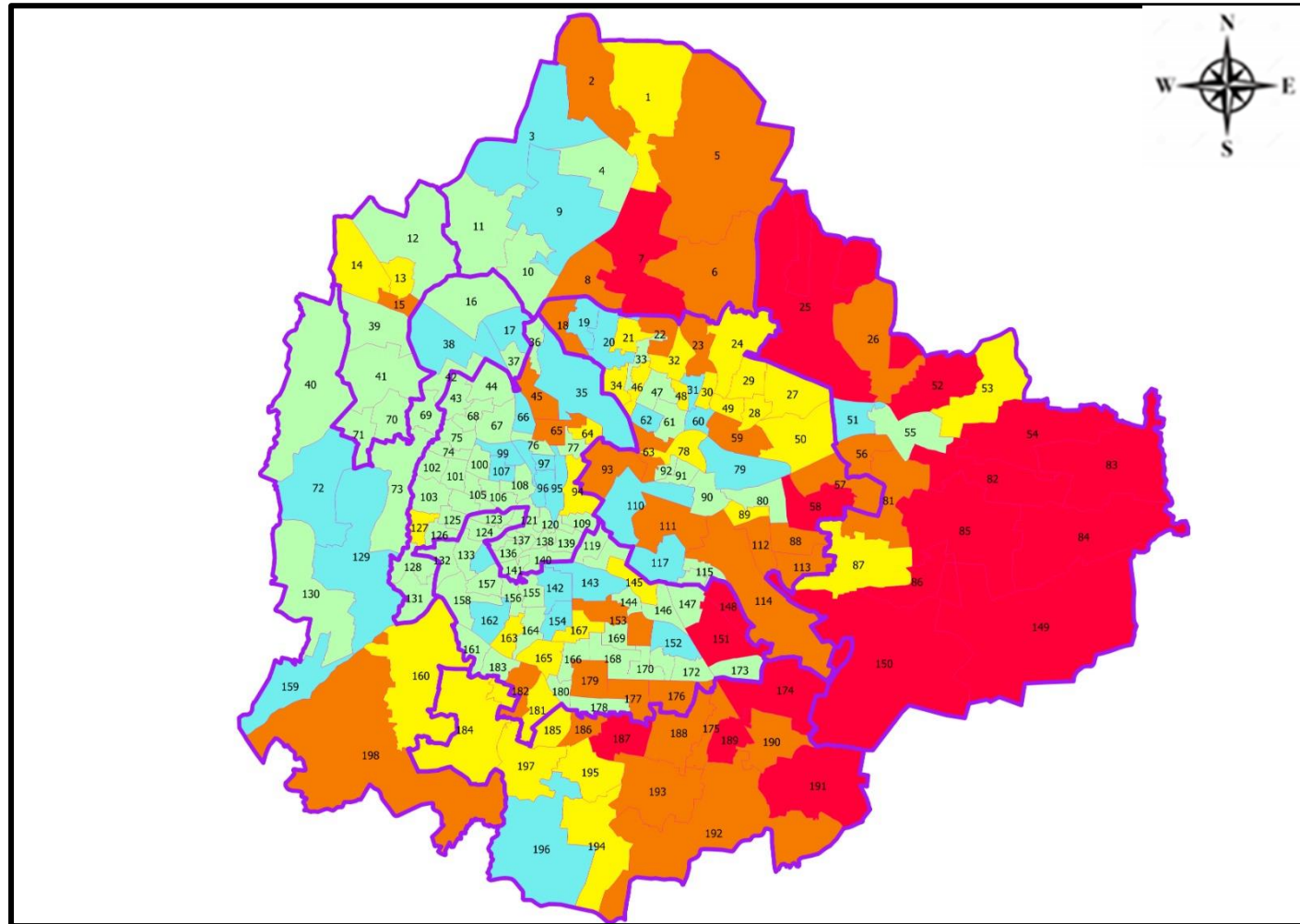
Ward No.	Ward Name	Daily Cases Average
150	Bellanduru	8
174	HSR Layout	6
83	Kadugodi	4
85	Dodda Nekkundi	4
58	New Tippasandra	3
84	Hagadur	3
149	Varthuru	3
86	Marattahalli	3
82	Garudachar Palya	3
54	Hudi	3







Top 10 wards reporting least number of positive cases in last 7 days

Ward No.	Ward Name	Daily Cases Average
183	Chikkalsandra	0
171	Gurappanapalya	0
169	Byrasandra	0
168	Pattabhiram Nagar	0
164	Vidyapeeta Ward	0
161	Hosakerehalli	0
140	Chamrajapet	0
139	K R Market	0
137	Rayapura	0
136	Jagajivanram Nagar	0



BENGALURU MAP SHOWING INTENSITY OF POSITIVE CASES IN LAST 7 DAYS



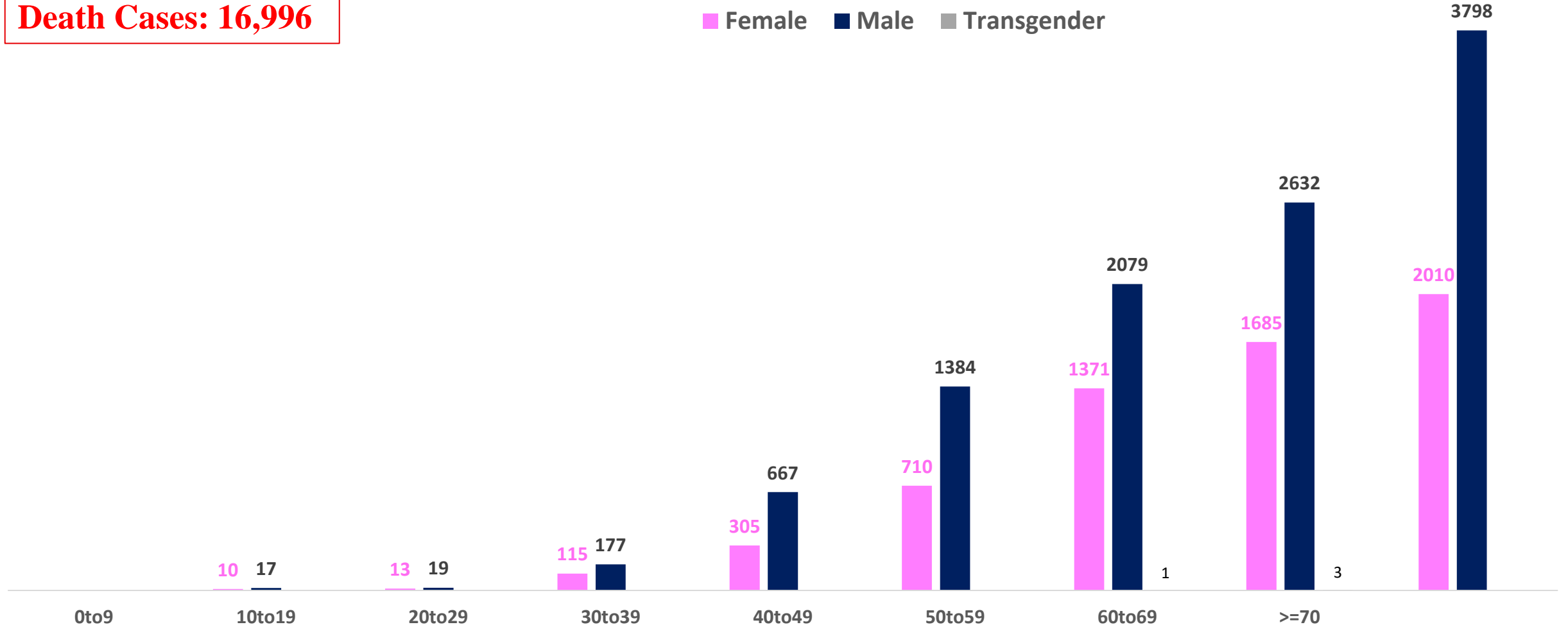
-  **Level 1 : 0 to 1 Cases**
-  **Level 2 : 1 to 3 Cases**
-  **Level 3 : 3 to 5 Cases**
-  **Level 4 : 5 to 10 Cases**
-  **Level 5 : More than 10 Cases**
-  **Zone Boundaries**



AGE AND GENDER WISE DISTRIBUTION OF DEATH CASES



Death Cases: 16,996





SNAPSHOT OF COVID-19 CASES IN BENGALURU URBAN



**Total Wards With
< = 10 Cases* :
176**

**Tests Conducted
on 06.04.2023:
3,659**

**Recovery
Rate*:
99.04%**

**Total
Active Cases :
979**

**Total Vaccinated
on 06.04.2023:
490**

**Positivity
Rate* :
5.49%**

**Active
Rate*:
0.05%**

**Case
Fatality Rate* :
0.00%**





*Total positive cases In the past 7 days

*CFR and positivity is for Past 7 days



ಬೃಹತ್ ಬೆಂಗಳೂರು ಮಹಾನಗರ ಪಾಲಿಕೆ
Bruhat Bengaluru Mahanagara Palike



Download BBMP Bulletin	https://apps.bbmpgov.in/covid19/mediabulletin.php
To register for vaccination :	https://selfregistration.cowin.gov.in/
BBMP COVID19 Dashboard:	https://apps.bbmpgov.in/covid19/
Follow us on:	 www.facebook.com/bbmp.comm1/
	 twitter.com/BBMPCOMM
	  BBMPSplHealth

Issued by:

Honorable Chief Commissioner, BBMP
Special Commissioner Health, BBMP
MD, Bengaluru Smart City Limited

THANK YOU !

